


TRU PENDANT HORIZONTAL

Roberto Paoli

Sculptural, sleek, compact: two light panels compose a parallelepiped, leaving space for an empty slot, but concealing the light source through an optical effect. Made of aluminium, Tru provides indirect and diffuse light through two internal LED strips and an LED element on top. Equipped with a double dimmer for independent control of the two light sources.



DOWNLIGHT + DOWNLIGHT 2700K

LAMPING

Source	linear LED
Total power	54W
Emission	diffused
Switching	dimmer button integrated on the fixture
Tension	120V
Color temperature	2700K
Luminous flux	3520lm
Typ CRI	85
IP class	20
Dimensions	3.5" x 4.3" x 68.9"
Materials	aluminium + PC
Notes	metal cable length 9.8', electric cable length 16.4', 3500K and 4000K available on request, extra cable on request, square cover plate included, integral driver dual capability TRIAC-ELV and 0-10V on request. Please note: TRU pendant can't be dimmed from a dimmer button/switch on the wall but only from the dimmer button integrated on the fixture
Net lamp weight	9,9 lbs

Codes

TRU LWW 57
TRU LNN 57
TRU LDD 57

Structure

white
black
titan grey

PACKAGE

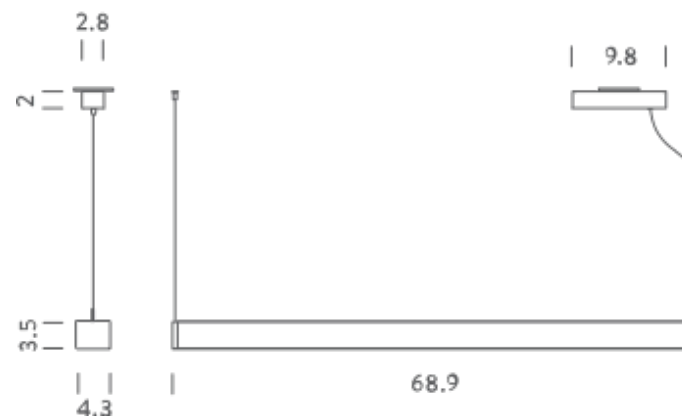
Package 01 Dimension: 8.7" x 6.3" x 74" inches / Net weight: 14,3 lbs

Certificazioni



Intertek

NEMO



UPLIGHT + DOWNDOWNLIGHT 2700K

LAMPING

Source	linear LED
Total power	54W
Emission	diffused
Switching	dimmer button integrated on the fixture
Tension	120V
Color temperature	2700K
Luminous flux	3520lm
Typ CRI	85
IP class	20
Dimensions	3.5" x 4.3" x 68.9"
Materials	aluminium + PC
Notes	metal cable length 9.8', electric cable length 16.4', 3500K and 4000K available on request, extra cable on request, square cover plate included, integral driver dual capability TRIAC-ELV and 0-10V on request. Please note: TRU pendant can't be dimmed from a dimmer button/switch on the wall but only from the dimmer button integrated on the fixture
Net lamp weight	9,9 lbs

Codes

TRU LWW 55
TRU LNN 55
TRU LDD 55

Structure

white
black
titan grey

PACKAGE

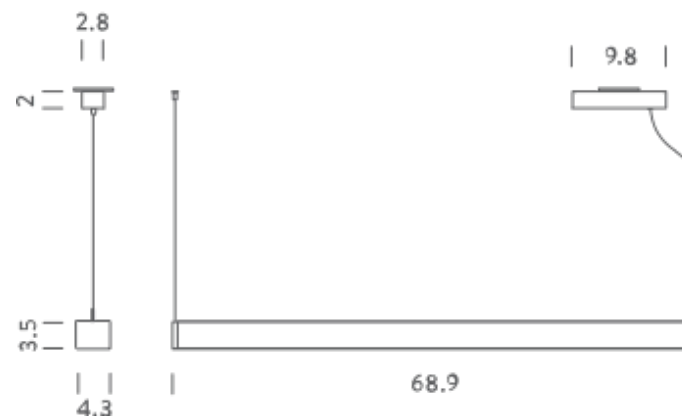
Package 01 Dimension: 8.7" x 6.3" x 74" inches / Net weight: 14,3 lbs

Certificazioni



Intertek

NEMO



DOWNLIGHT + DOWNLIGHT 3000K

LAMPING

Source	linear LED
Total power	54W
Emission	diffused
Switching	dimmer button integrated on the fixture
Tension	120V
Color temperature	3000K
Luminous flux	3520lm
Typ CRI	85
IP class	20
Dimensions	3.5" x 4.3" x 68.9"
Materials	aluminium + PC
Notes	metal cable length 9.8', electric cable length 16.4', 3500K and 4000K available on request, extra cable on request, square cover plate included, integral driver dual capability TRIAC-ELV and 0-10V on request. Please note: TRU pendant can't be dimmed from a dimmer button/switch on the wall but only from the dimmer button integrated on the fixture
Net lamp weight	9,9 lbs

Codes

TRU LWW 5C
TRU LNN 5C
TRU LDD 5C

Structure

white
black
titan grey

PACKAGE

Package 01

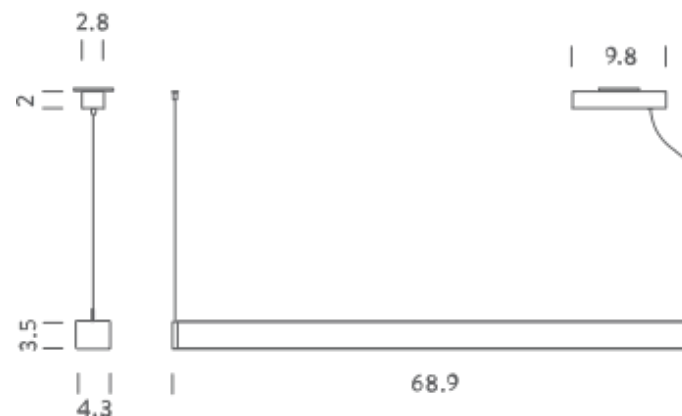
Dimension: 8.7" x 6.3" x 74" inches / Net weight: 14,3 lbs

Certificazioni



Intertek

NEMO



UPLIGHT + DOWNLIGHT 3000K

LAMPING

Source	linear LED
Total power	54W
Emission	diffused
Switching	dimmer button integrated on the fixture
Tension	120V
Color temperature	3000K
Luminous flux	3520lm
Typ CRI	85
IP class	20
Dimensions	3.5" x 4.3" x 68.9"
Materials	aluminium + PC
Notes	metal cable length 9.8', electric cable length 16.4', 3500K and 4000K available on request, extra cable on request, square cover plate included, integral driver dual capability TRIAC-ELV and 0-10V on request. Please note: TRU pendant can't be dimmed from a dimmer button/switch on the wall but only from the dimmer button integrated on the fixture
Net lamp weight	9,9 lbs

Codes

TRU LWW 5A
TRU LNN 5A
TRU LDD 5A

Structure

white
black
titan grey

PACKAGE

Package 01 Dimension: 8.7" x 6.3" x 74" inches / Net weight: 14,3 lbs

Certificazioni



NEMO

